



ಬೃಹತ್ ಬೆಂಗಳೂರು ಮಹಾನಗರ ಪಾಲಿಕೆ
Bruhat Bengaluru Mahanagara Palike



BBMP COVID-19 WAR ROOM 12.06.2023

BBMP / COVID-19 WAR ROOM / BULLETIN – 1176/ 12.06.2023 / #BBMPfightsCOVID19



OVERVIEW OF COVID-19 IN BENGALURU

CASE TRENDS ACTIVE CASES **23**

<u>Confirmed Cases</u>	<u>Recovered Cases</u>	<u>Death Cases</u>
8 18,86,820 [#]	16 18,69,796 [#]	0 17,001 [#]

HOSPITALIZATION **0**

<u>ICU – V</u>	<u>ICU</u>	<u>HDU</u>	<u>General</u>
-	-	-	-

INCLUDES GOVT. QUOTA AND PRIVATE WALK-IN HOSPITALIZATION

VACCINATION **0** 2,07,01,039[#]

<u>First Dose</u>	<u>Second Dose</u>	<u>Precaution Dose</u>
0 96,89,923 [#]	0 96,18,715 [#]	0 14,99,408 [#]

TRIAGING

MTU
3

Tele Triage
3

ACTIVE CZs **0**

MCZs (< 5 cases)
0

Clusters (> 5 cases)
0

TESTING **187** 3,24,33,770[#]

<u>RAT</u>	<u>RTPCR</u>
54	133

Positivity :0.73%
*FOR LAST 7 DAYS

: indicates cumulative numbers till date



ABSTRACT OF COVID-19 SCENARIO IN BENGALURU


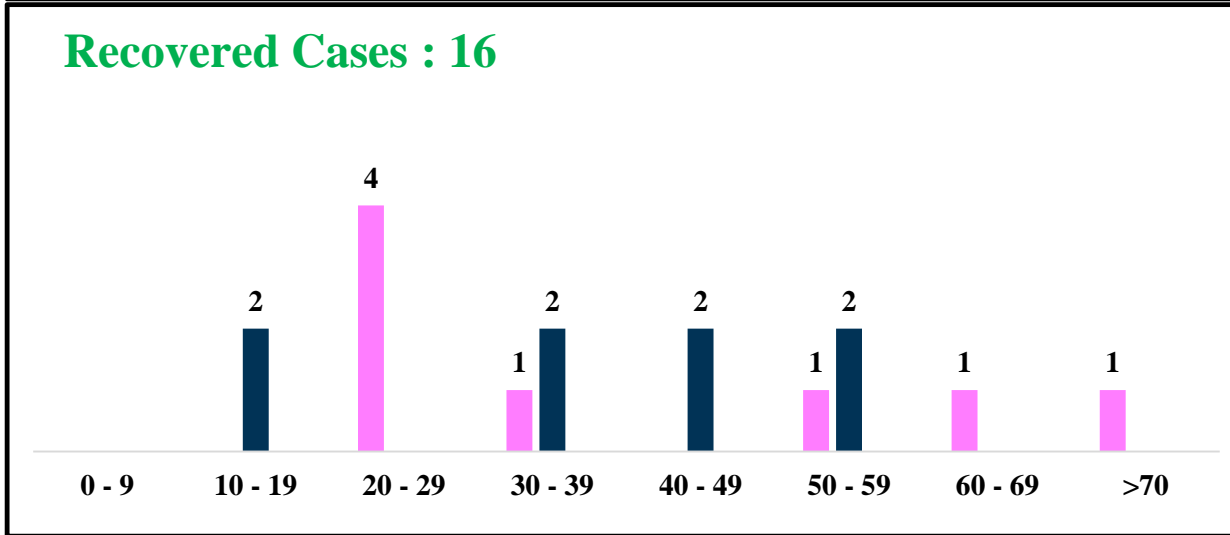
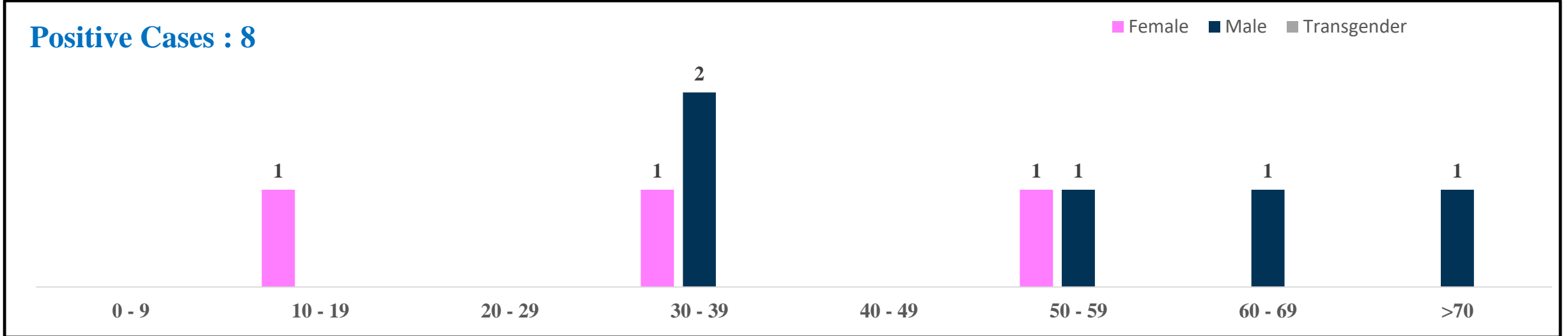


	MALE			FEMALE			TRANSGENDER			TOTAL		
	Last 24 Hours	Last 7 Days	Cumulative	Last 24 Hours	Last 7 Days	Cumulative	Last 24 Hours	Last 7 Days	Cumulative	Last 24 Hours	Last 7 Days	Cumulative
Positive Cases	5	31	11,11,971	3	24	7,74,653	0	0	196	8	55	18,86,820
Recovered Cases	8	32	10,99,618	8	33	7,69,048	0	0	187	16	65	18,69,796
Death Cases	0	0	10,770	0	0	6,227	0	0	4	0	0	17,001
Total Tests Done	In Last 24 hrs. : 187			In last 7 days : 7,485			Cumulative : 3,24,33,770					
Vaccine Doses Administered	In Last 24 hrs. : 0			In last 7 days : 80			Cumulative : 2,07,01,039					
ACTIVE CASES									23			

*Covid deaths occurred today : 00 | Covid deaths occurred beyond last 24hrs., reported today : 00



LAST 24 HOURS AGE GROUP AND GENDER WISE DISTRIBUTION

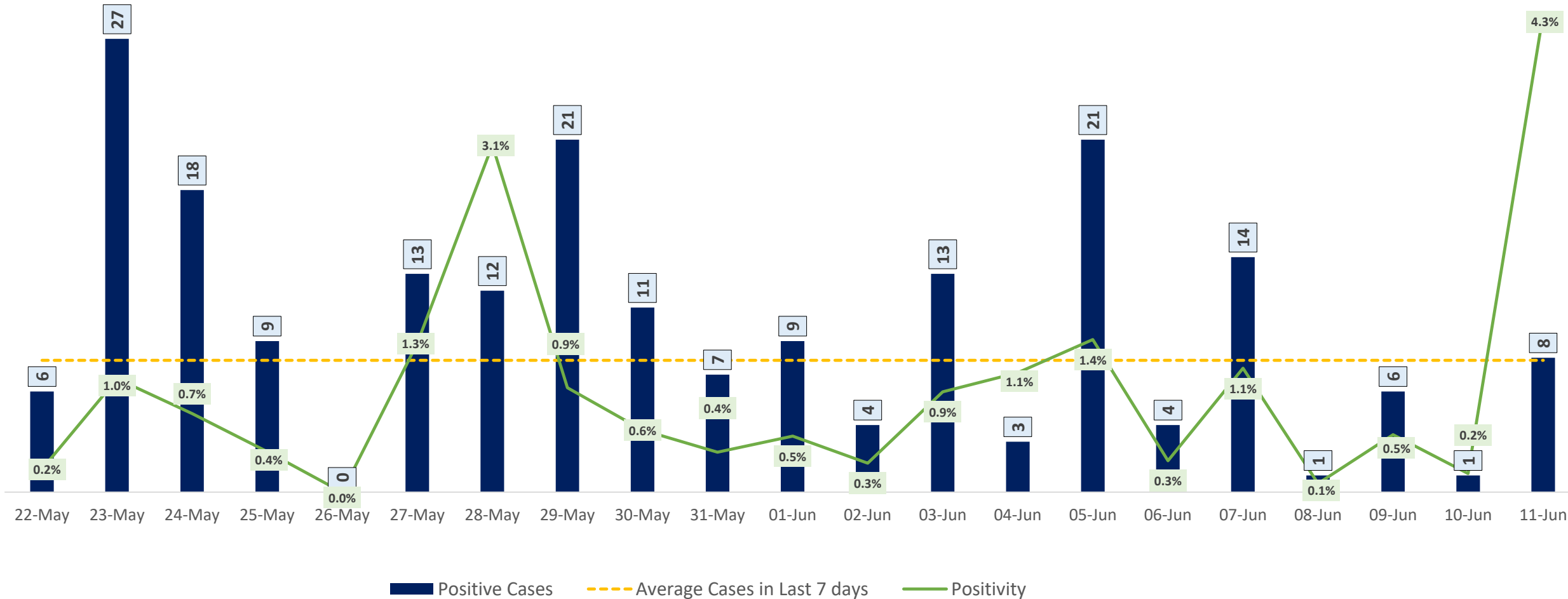




POSITIVITY RATE OF BENGALURU – LAST 21 DAYS



Average Cases in Last 7 days : 8

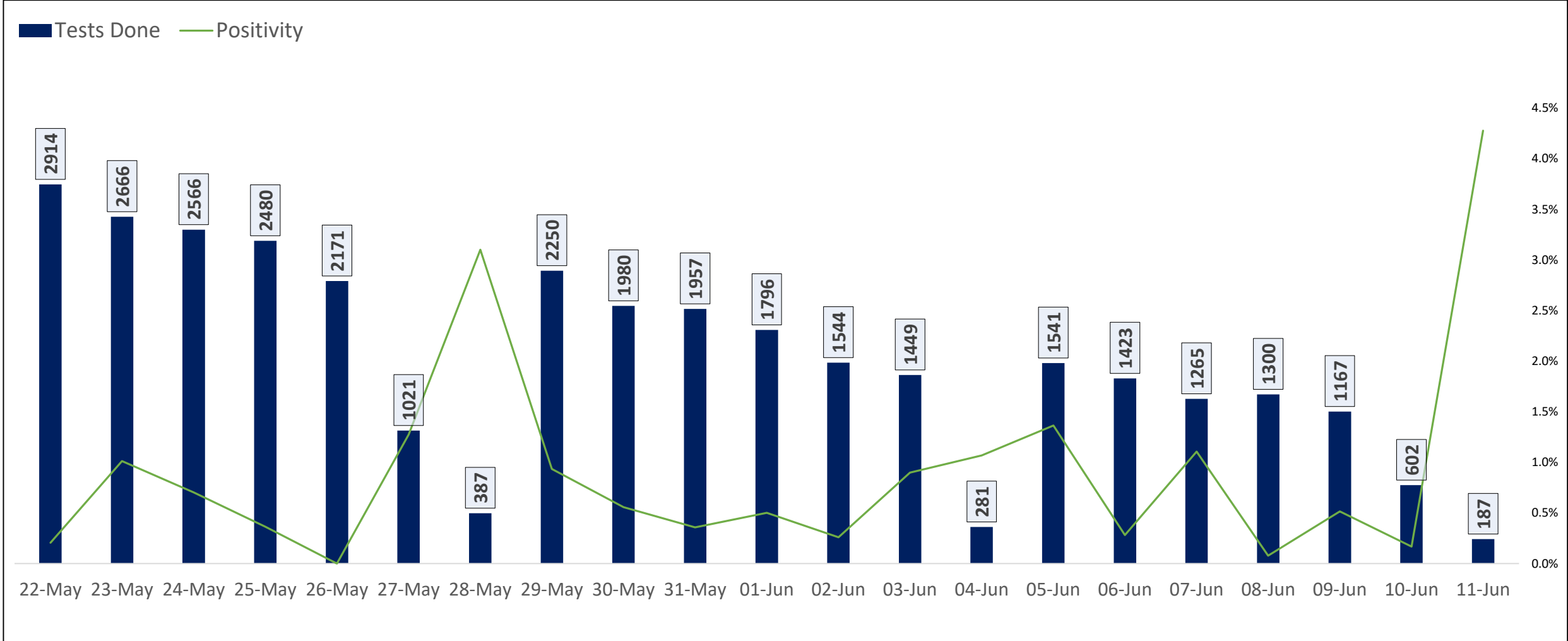




TESTING TRENDS IN BENGALURU

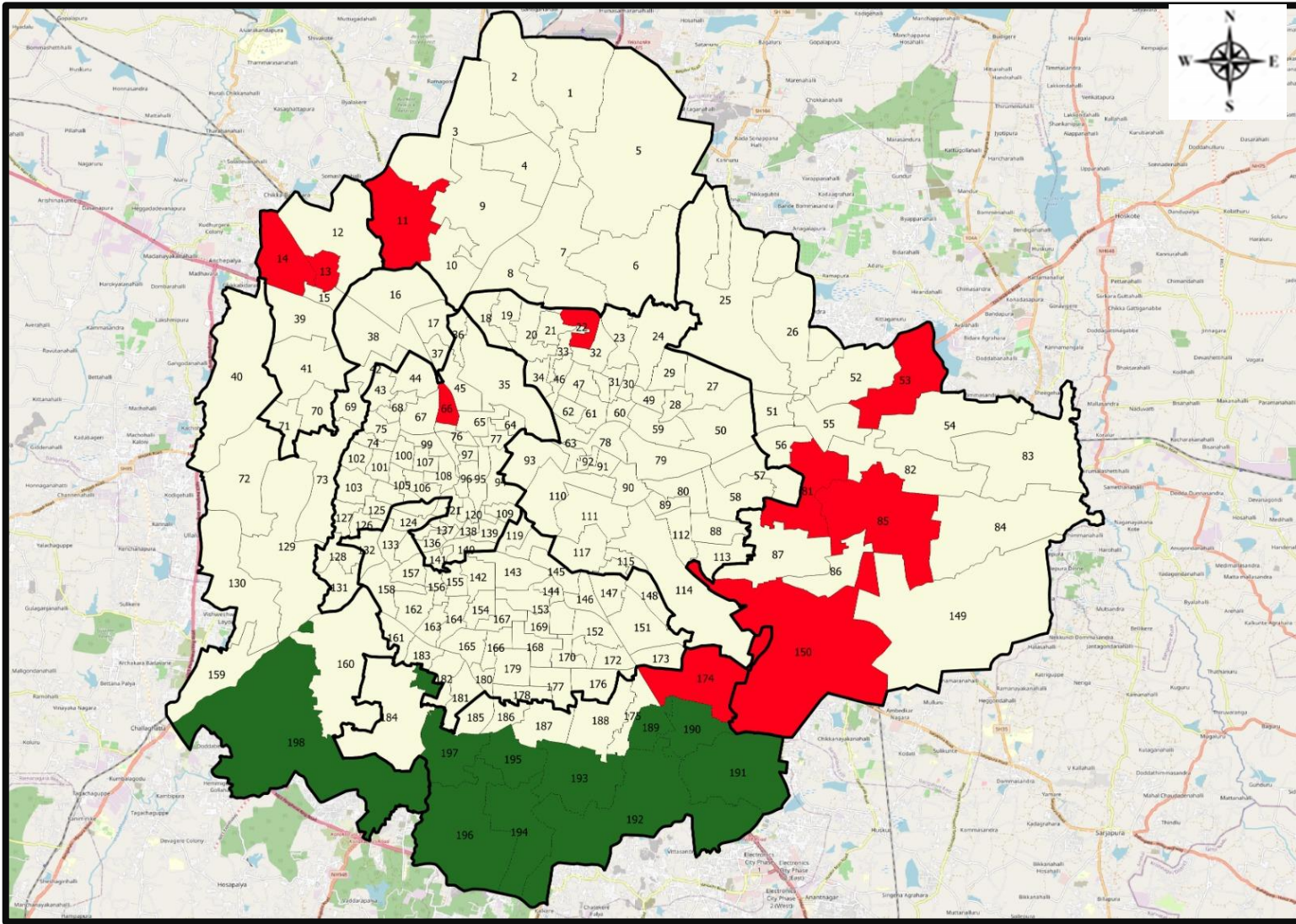


Total Test Conducted Till Date	Test Conducted Last 24 hours	Last 7 Days Average
3,24,33,770	187	1,069





BENGALURU URBAN MAP SHOWING TREND OF POSITIVE CASES IN LAST 7 DAYS



Top 10 wards reporting highest number of positive cases in last 10 days

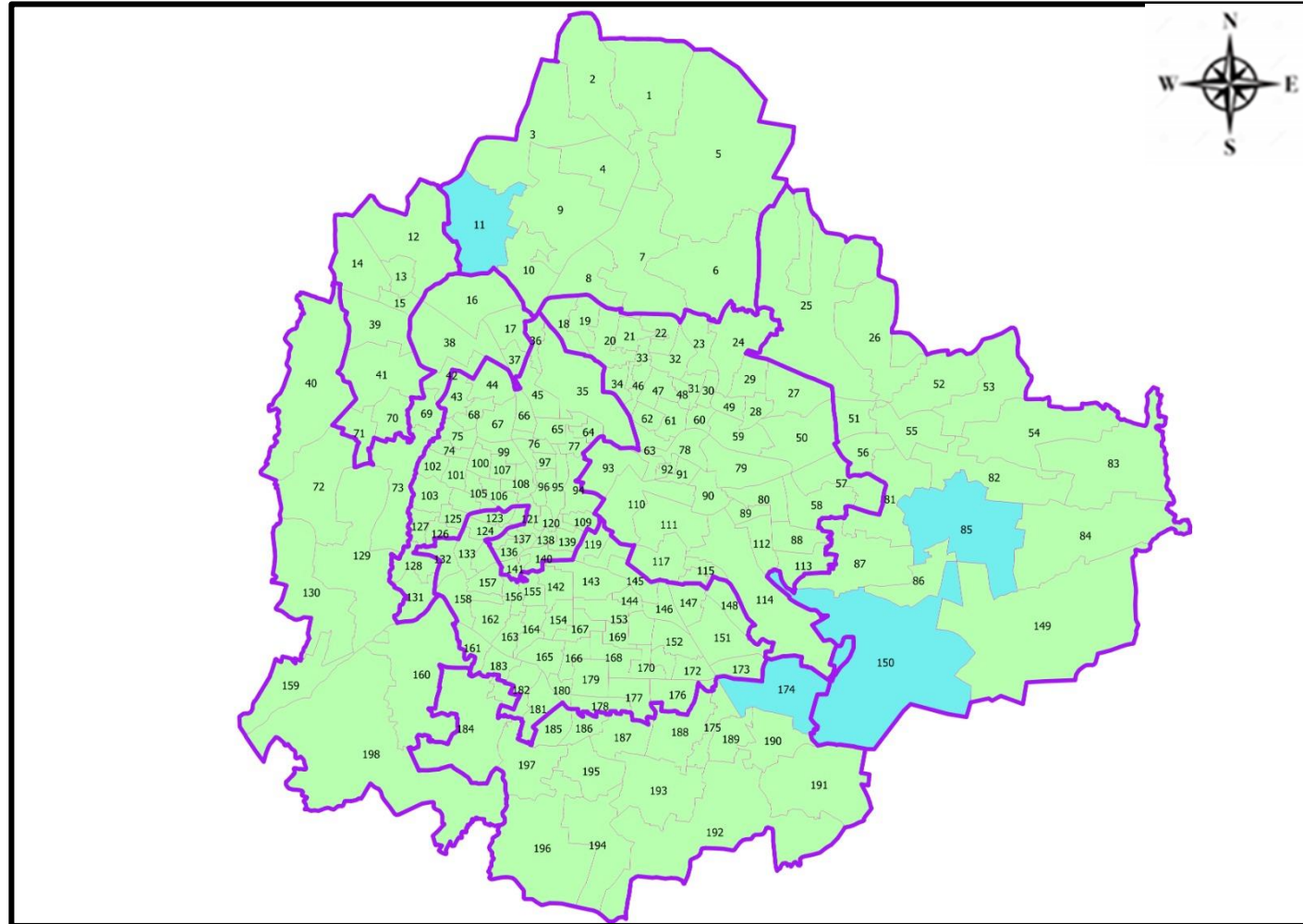
Ward No.	Ward Name	Daily Cases Average
85	Dodda Nekkundi	1
11	Kuvempu Nagar	1
150	Bellanduru	1
174	HSR Layout	1
13	Mallasandra	1
14	Bagalakunte	1
22	Vishwanatha Nagenahalli	1
53	Basavanapura	1
66	Subramanya Nagar	1
81	Vijnana Nagar	1







Top 10 wards reporting least number of positive cases in last 7 days

Ward No.	Ward Name	Daily Cases Average
198	Hemmigepura	0
197	Vasanthpura	0
196	Anjanapura	0
195	Konanakunte	0
194	Gottigere	0
193	Arakere	0
192	Begur	0
191	Singasandra	0
190	Mangammanapalya	0
189	Hongasandra	0



BENGALURU MAP SHOWING INTENSITY OF POSITIVE CASES IN LAST 7 DAYS



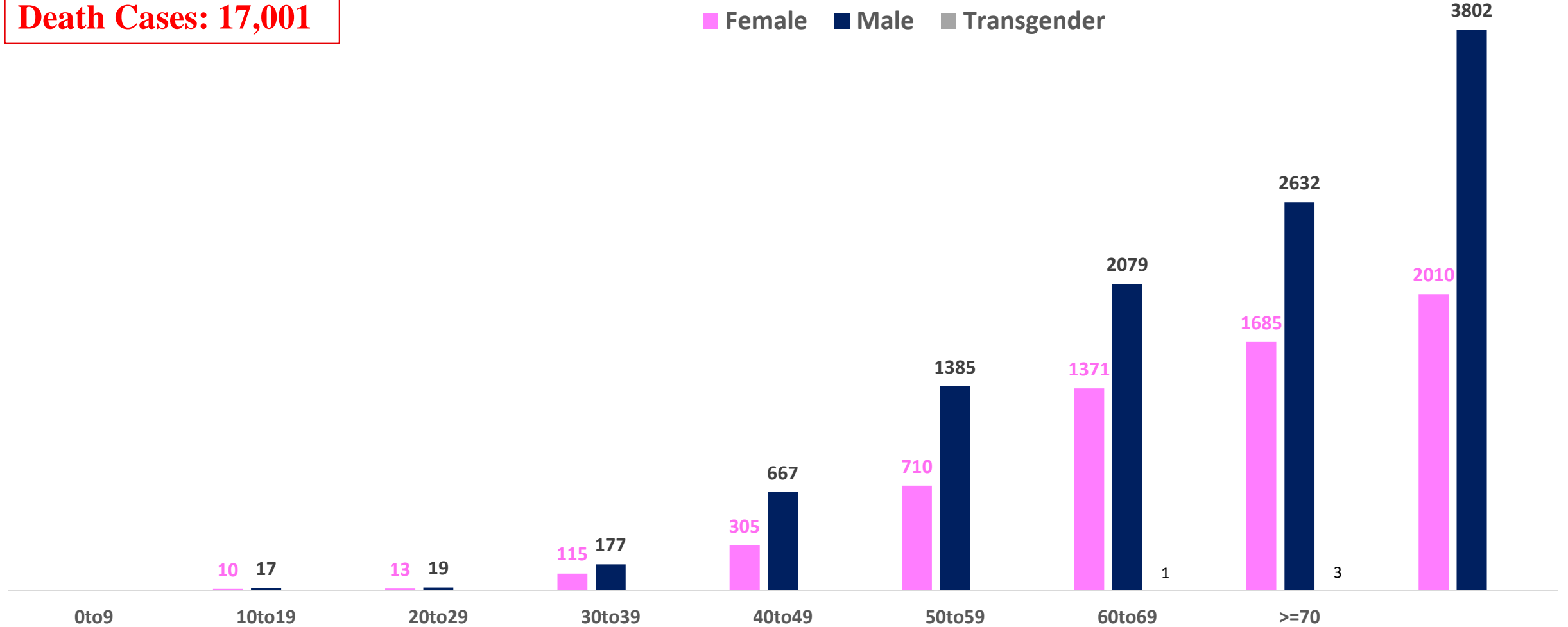
-  Level 1 : 0 to 1 Cases
-  Level 2 : 1 to 3 Cases
-  Level 3 : 3 to 5 Cases
-  Level 4 : 5 to 10 Cases
-  Level 5 : More than 10 Cases
-  Zone Boundaries



AGE AND GENDER WISE DISTRIBUTION OF DEATH CASES



Death Cases: 17,001





SNAPSHOT OF COVID-19 CASES IN BENGALURU URBAN



**Total Wards With
< = 1 Cases* :
183**

**Tests Conducted
on 11.06.2023:
187**

**Recovery
Rate*:
99.10%**

**Total
Active Cases :
23**

**Total Vaccinated
on 11.06.2023:
0**





**Positivity
Rate* :
0.73%**

**Active
Rate*:
0.00%**

**Case
Fatality Rate* :
0.00%**

*Total positive cases In the past 7 days

*CFR and positivity is for Past 7 days

Download BBMP Bulletin	https://apps.bbmpgov.in/covid19/mediabulletin.php
To register for vaccination :	https://selfregistration.cowin.gov.in/
BBMP COVID19 Dashboard:	https://apps.bbmpgov.in/covid19/
Follow us on:	 www.facebook.com/bbmp.comm1/
	 twitter.com/BBMPCOMM
	  BBMPSplHealth

Issued by:

Honorable Chief Commissioner, BBMP
Special Commissioner Health, BBMP
MD, Bengaluru Smart City Limited

THANK YOU !

